

Proiect POCU/784/6/24/139636 InfoAcces/ Activitatea 3. Servicii de suport educațional

Nume și prenume elev:

Clasa:

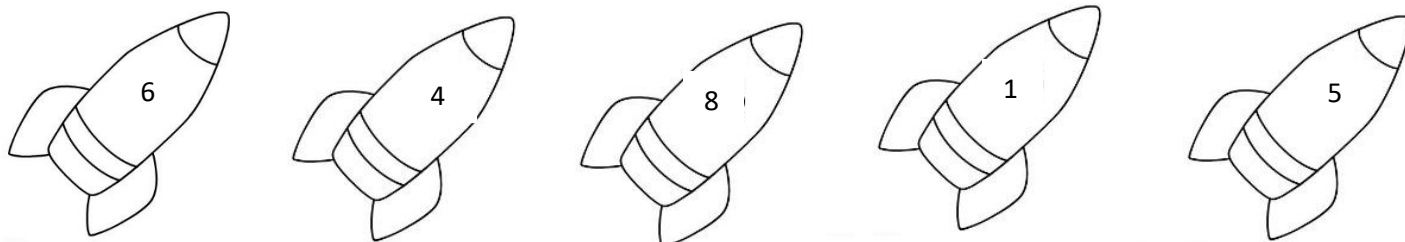
Fișă individuală de lucru

Numerele 0 -10


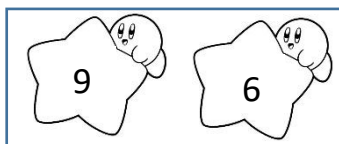

1. Completează șirurile de numere:

0			2				5				8			
	9			7			5						1	


2. Scrie pe aripile rachetelor vecinii numerelor date:



3. Colorează steluța cu numărul mai mare:



4. Colorează cu roșu extraterestrii cu numere pare și cu albastru pe cei cu numere impare:




5. Adugă sau taie atâtea elemente pentru a avea cât indică numărul:


4






8



5



6. Compară numerele folosind semnele $<$, $>$, $=$:



7. Compune sau descompune numerele:

