

Proiect POCU/784/6/24/139636 InfoAcces/ Activitatea 3. Servicii de suport educațional

Nume și prenume elev:

Clasa:

Fișă individuală de lucru

Numerele și cifrele: 0 → 6

1. Completează/ barează elementele pentru a obține mulțimile:

6 5 6 0 4

2. Scrie cifra corespunzătoare numărului de elemente din fiecare mulțime:

3. Numără crescător și descrescător:

↗																			
↘																			

4. Scrie vecinii numerelor:

3 5 1 4 2

5. Scrie numerele cuprinse între:

3		5
---	--	---

6		4
---	--	---

0		2
---	--	---

5		3
---	--	---

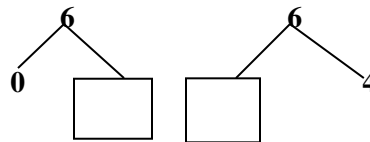
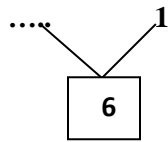
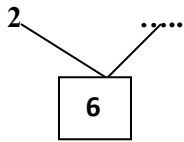
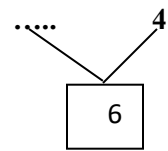
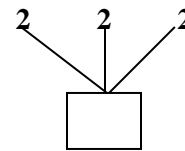
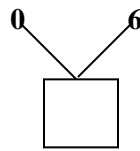
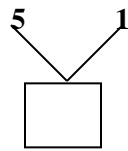
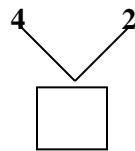
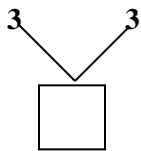
3		1
---	--	---

6. Completează numerele care lipsesc:





0 _ _ 3 _ _ 6

_ 5 _ _ 2 _ 0

7. Compune și descompune numerele:



8. Formează mulțimile potrivite. Scrie în tabel cifra corespunzătoare numărului de elemente:



9. Desenează cu o bilă mai mult decât arată cifra:

4 → _____

5 → _____

3 → _____

0 → _____

2 → _____

10. Colorează numărul mai mare:

6	5
---	---

3	6	0
---	---	---

1	4	5
---	---	---

2	6
---	---

11. Scrie câte un rând cu cifrele învățate:

0											
1											
2											
3											
4											
5											
6											